


2020-21 Texas Academic Performance Report (TAPR)


This page is intentionally blank.

Texas Education Agency
2020-21 STAAR Performance (TAPR)
MEADOW CREEK EL (220916122) - HURST-EULESS-BEDFORD ISD - TARRANT COUNTY


Due to the cancellation of spring 2020 STAAR, 2021 and 2019 STAAR data are shown.
















Texas Education Agency
2020-21 Attendance, Graduation, and Dropout Rates (TAPR)
MEADOW CREEK EL (220916122) - HURST-EULESS-BEDFORD ISD - TARRANT COUNTY

	State	District	Campus	African American	Hispanic	White	American Indian	Asian			
--	-------	----------	--------	------------------	----------	-------	-----------------	-------	--	--	--



Texas Education Agency
2020-21 CCMR-Related Indicators (TAPR)
MEADOW CREEK EL (220916122) - HURST-EULESS-BEDFORD ISD - TARRANT COUNTY

There is no data for this campus.



Texas Education Agency
2020-21 Staff Information (TAPR)
MEADOW CREEK EL (220916122) - HURST-EULESS-BEDFORD ISD - TARRANT COUNTY

Staff Information	----- Campus -----			
	Count/Average	Percent	District	State
Total Staff	60.8	100.0%	100.0%	100.0%
Professional Staff:	51.8	85.2%	68.4%	64.3%
Teachers	42.8	70.4%	54.5%	49.6%
Professional Support	7.0	11.5%	9.7%	10.6%
Campus Administration (School Leadership)	2.0	3.3%	2.8%	3.0%
Educational Aides:	9.0	14.8%	8.0%	10.6%
Librarians and Counselors (Headcount):				
Full-time Librarians	1.0	n/a	25.0	4,290.0
Part-time Librarians	0.0	n/a	0.0	582.0
Full-time Counselors	1.0	n/a	44.0	13,211.0
Part-time Counselors	0.0	n/a	0.0	1,126.0
Total Minority Staff:	19.8	32.6%	31.3%	51.5%
Teachers by Ethnicity:				
African American	3.0	7.0%	6.4%	11.1%
Hispanic	11.4	26.6%	13.7%	28.4%
White	27.4	64.0%	76.1%	56.9%
American Indian	0.0	0.0%	0.7%	0.3%
Asian	1.0	2.3%	2.2%	1.8%
Pacific Islander	0.0	0.0%	0.2%	0.2%
Two or More Races	0.0	0.0%	0.6%	1.2%
Teachers by Sex:				
Males	2.0	4.7%	18.7%	23.8%
Females	40.8	95.3%	81.3%	76.2%
Teachers by Highest Degree Held:				
No Degree	0.0	0.0%	0.3%	1.2%
Bachelors	30.0	70.2%	65.7%	73.0%
Masters	12.8	29.8%	32.9%	25.0%
Doctorate	0.0	0.0%	1.1%	0.7%
Teachers by Years of Experience:				
Beginning Teachers	2.0	4.7%	3.9%	6.7%
1-5 Years Experience	5.1	11.9%	23.8%	27.8%
6-10 Years Experience	7.0	16.4%	23.6%	20.3%
11-20 Years Experience	15.7	36.6%	29.7%	29.1%
21-30 Years Experience	11.0	25.7%	16.1%	13.0%
Over 30 Years Experience	2.0	4.7%	2.9%	3.1%

Texas Education Agency
2020-21 Staff Information (TAPR)
MEADOW CREEK EL (220916122) - HURST-EULESS-BEDFORD ISD - TARRANT COUNTY

- Indicates there are no students in the group.
- * Indicates results are masked due to small numbers to protect student confidentiality.
- ** When only one student disability or assessment group is masked, then the second smallest student disability or assessment group is masked regardless of size.
- n/a Indicates data reporting is not applicable for this group.
- ? Indicates that the data for this item were statistically improbable or were reported outside a reasonable range.

Link to: [PEIMS Financial Standard Reports 2019-20 Financial Actual Report](#)
(To open link in a new window, press the "Ctrl" key and click on the link.)